



hd

D R A W E R S

Borroughs' HD Drawers . . . The ultimate shelving accessory



Borroughs' HD Drawers offer the best of both worlds - drawers and shelving. These heavy-duty, high-density modular drawers install easily into our Borroughs' Box Edge Plus® steel shelving. They can modernize and significantly improve the storage space and efficiency of existing or new shelving units.

Space Effective

HD Drawers are 400 pound capacity shelves with fronts, sides and backs for parts protection and efficient compartmentalization. Smooth operating and durable roll-out suspensions are added for quick and easy access. And, because air is squeezed out and dead spaces eliminated, one stack of drawers can store the equivalent of five units of small parts bins!

Versatile

Drawers can be placed where you need them ... in the right configuration. Storage is optimized with a practically limitless choice of partitions and dividers. Compartments can be arranged and re-arranged to use the space exactly the way you need it.

Economical

Why purchase expensive cabinet housings that waste vertical space due to their limited height? Also, cabinet configurations may make it difficult to store larger items better suited for shelving units.

When shelving and drawers are used in combination, related items can be stored within the same unit. And, existing Borroughs' shelving can be retrofitted to install HD Drawers.




Efficient

High-density drawers put more parts closer to where they're needed. Retrieval times, downtime and customer wait times are significantly reduced with shorter travel distances. Since all goods are visible, stock-outs are minimized and inventory control is improved.

Features

- Drawers fully extend to view and access entire contents.
- Slides are positively attached to drawers.
- Ball bearing slide suspension for smooth operation.
- Soft cushion impact when closing and opening drawer.
- Drawer fronts are flush with posts for a custom look.
- Each drawer will support up to 400 pounds of an evenly distributed load.
- Partitions and dividers can be added for custom configuration.
- All hardware and easy-to-follow instructions are provided for fast installation.

Borroughs' HD Drawer Sizes and Specifications



16 Drawer Sizes!

Borroughs has drawers for the four most frequently used shelving sizes: 36" wide x 18" deep, 36" wide x 24" deep, 48" wide x 18" deep and 48" wide x 24" deep. Each of these four sizes also has four different height choices: 3", 4-1/2", 6" and 9". Drawers can be arranged and rearranged to keep your storage system efficient as your operation grows and changes. They can be installed in any combination as long as the total height of the drawer fronts does not exceed the height of the mounting uprights.

Drawer Sizes	Body Height	Usable Height	Exterior Dimensions 36" x 18"		Exterior Dimensions 36" x 24"		Exterior Dimensions 48" x 18"		Exterior Dimensions 48" x 24"	
			Area	Height	Area	Height	Area	Height	Area	Height
3"	2-1/4"	2-1/2"	3.4 sq. ft.	16"	4.7 sq. ft.	22"	4.7 sq. ft.	16"	6.5 sq. ft.	22"
4-1/2"	3-1/8"	4"								
6"	4-5/8"	5-1/2"								
9"	7-5/8"	8-1/2"								

Combining partitions and dividers creates an almost endless variety of storage compartments.



Partitions

Painted steel partitions create major drawer interior storage spaces. Front-to-back partitions, available in 18" and 24" depths, slide into slots on drawer walls to span the full depth of drawers. Slots on the partition accommodate dividers to further sub-divide the drawer.

For longer parts storage, left-to-right partitions are available in 36" and 48" widths. Dividers cannot be used with left-to-right partitions. All partitions are painted #161 Mist Gray and available in 3", 4-1/2" and 6" heights.



Dividers



Galvanized steel dividers simply drop into slots in partitions and drawer walls to create additional adjustable compartments. Slots are manufactured in drawer walls and partitions on 1" nominal centers.

Dividers are available in heights to match partitions: 3", 4-1/2" and 6". There are eleven different widths available in nominal dimensions ranging from 3" to 13".



#B504 Blue

Mounting upright sets are available in four heights: 18", 24", 36" and 48". They attach easily to angled or beaded shelving posts.




Full-width aluminum handle features integral label holder, paper insert, non-reflective mylar cover and plastic end cap.



#C386 Red

Plastic bins with built-in label holder - for hardware or other small items.




Optional snap-on gray plastic label holders are available for additional parts identification within drawer compartments.



#065 Industrial Gray

Borroughs Standard Powder Coat Colors


Borroughs powder coated finishes are high quality, durable and inert. Seven standard industrial (automotive) colors, available with no up-charge, are: #B504 Blue, #C386 Red, #065 Industrial Gray, #445 White, #F604 Pebble, #161 Mist Gray and #040 Black. We also offer custom color matching using Borroughs computerized technology.




#445 White

Note: Drawer interiors and partitions are always supplied in #161 Mist Gray.


These colors are reproduced as closely as possible to actual shades. However, for true colors, please request metal color chips.



#F604 Pebble



#161 Mist Gray



#040 Black



3002 N. Burdick Street ■ Kalamazoo, MI 49004-3483
800-748-0227 ■ Fax 269-342-4161 ■ www.borroughs.com