

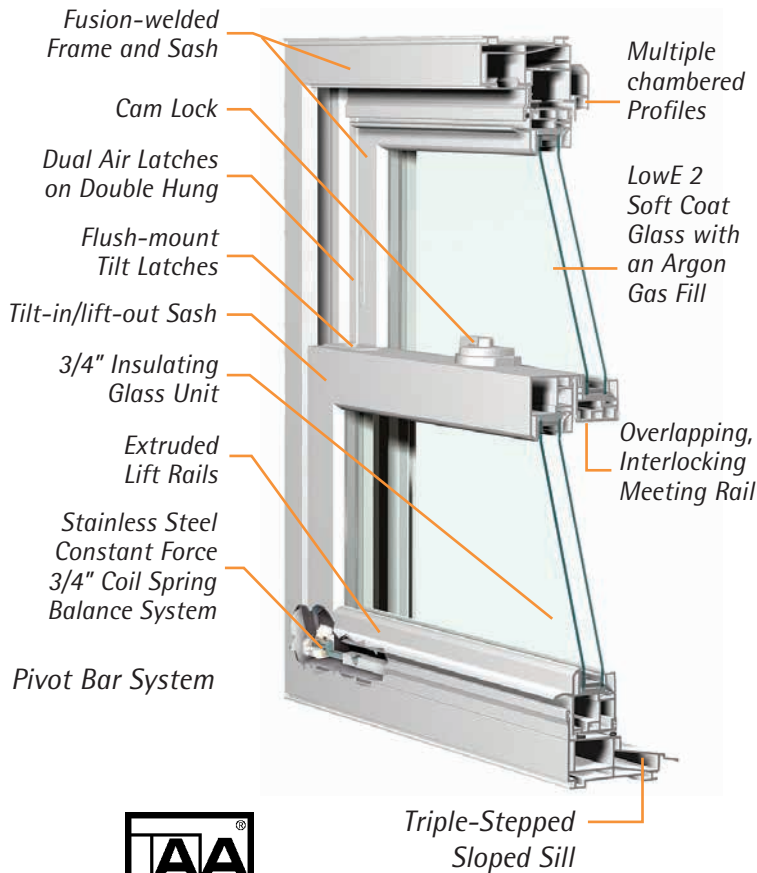
PREMIER



Grand Estates Premier vinyl replacement windows give added comfort along with beautiful styling options. Standard features, such as Low E soft coat glass makes your home more comfortable throughout the year and reduces energy consumption. Create the perfect view and light up your home.

Comfort and Beauty

Enhanced Insulation



AAMA GOLD LABEL CERTIFICATION
HIGHEST LEVEL OF TESTING FOR
QUALITY AND PERFORMANCE

Energy Star Windows and Patio Doors



Energy Star Windows/Patio doors:

- Use less energy
 - Save money
 - Help protect the environment
- Visit www.energystar.gov for more information on qualified windows/doors

COLLECTION of Choices

Standard

*White

Tan Driftwood
Optional White Laminate Interior

Rich INTERIOR woodgrain laminates

*Antique Cherry *MAPLE

*Contemporary Oak Amber Oak
w/White Extrusion Ext ONLY

** Standard white extrusion exterior/Optional exterior applied coating colors available*

EXTERIOR colors expand the styling options

Chocolate Cream Pine Brick Bronze Tan Driftwood

HARDWARE FINISHES to coordinate with home fixtures

Standard

White Tan Driftwood

Dark Bronze Sandstone
standard w/woodgrain laminates Amber Oak only

Premium

Polished Brass Oil-Rubbed Bronze Brushed Nickel

Polished Brass shown

Assortment of grid styles/patterns to create a seamless look

Flat White shown

Sculptured Brass shown

Prairie
Flat grids: white, tan or driftwood
Sculptured: white, tan, brass, woodgrain or Ext colors

Colonial
Flat grids: white, tan, brass, woodgrain or Ext colors

Diamond
Flat grids: white, tan or driftwood

Perimeter
Flat grids: white, tan, brass, woodgrain or Ext colors

Victorian & Cross Grid style options available

Standard Features and Options

Premier Vinyl Replacement Window: Enhanced Insulation

FRAME


Frame Construction:	Fusion Welded
Frame Thickness, Outer Walls:	0.072
Frame Width	3-1/4"
Frame Profile:	Beveled
Sill:	2-degree, 10-degree Triple-Stepped Sloped
Weep System:	Tank System and Covered Weeps
Profile:	Multiple Chambered

GLASS

Standard Glazing:	LowE 2/Argon
IG Thickness:	3/4"
Glass Pane:	Dual
Spacer Type:	Intercept or Optional 1" Super Spacer
Glass Strength:	Single
Glass Options:	Tempered, Bronze Tinted, Grey Tinted, Obscure, Laminated, Triple Pane, Hi Pro LowE 3 Glass Packages, Super Solar, Super LowE 3, Double Strength, 30/30 or Energy Star Glass Pkgs

Styles to Fit Any Decor

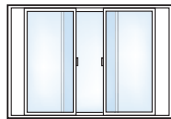
Premium Plus selection includes Double Hung, 2-lite Slider, 3-lite Slider, Casement, Awning, Picture Window, Geometrics, Bay, Bow, Garden and Sliding or Garden (hinged) Patio Door.



Double Hung



2-lite Slider



3-lite Slider



Picture




Casement



Awning



Geometric



Bay/Bow/Garden



Bringing Home Quality for Generations

SASH

Sash Construction:	Fusion Welded
Sash Thickness, Outer Walls:	0.072
Equal Lite:	Yes
Edges:	Contoured
Interlocks (Meeting Rail):	Overlapping and Interlocking, Reinforced
Lift Rail: Operation:	Extruded Tilt In/Lift Out

HARDWARE/ACCESSORIES

Tilt Latches:	Flush Mount
Vent Latches:	Dual Air Latch
Type of Lock:	Cam Lock with Adjustable Keeper
No. of Locks:	Two Standard ≥ 28 "
Balance System:	3/4" Stainless Steel Constant Force
Standard Screen:	Half Screen
Screen Option:	Full
Screen Cloth:	Fiberglass or Optional Aluminum
Screen Frame:	Extruded Aluminum

PERFORMANCE

DP Rating:	37 x 76 – DP50
Certifications:	AAMA Gold (Air, Water, Structure, FER, Thermal)

OUTSTANDING PROTECTION

Double Lifetime Limited Warranty

- Lifetime Vinyl
- Lifetime Hardware
- Lifetime Insulating Glass Unit
- Lifetime Screen
- 20 Year Accidental Glass Breakage Coverage
- 10 Year Factory Applied Exterior Coating

EASY MAINTENANCE

All Grand Estates Premier Double Hung windows tilt in for easy cleaning, while our Slider windows feature lift out sash panel to help with window maintenance. What's more, the grids are between the glass allowing easy cleaning while providing a distinctive accent for your home. We make it easy!

GEPS5213